

# Fillable Easter Bunny from Styrofoam Egg


Instructions No. 2751

Difficulty: Beginner

Working time: 2 Hours

This **cute bunny** is a great eye-catcher for your Easter decoration and can also be filled with small items, sweets and gifts. It is also ideal as a gift for Easter. This Easter bunny is made from a **Styrofoam egg** and decorated with paint, foam rubber ears and feet as well as a pompom tail - very simple and ingenious for young and old!






**New instructions every week directly in your inbox**

**Register now >**

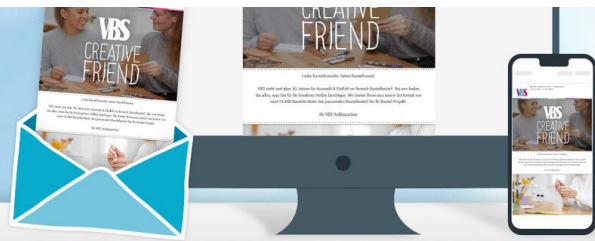


**New instructions every week directly**



every week directly  
in your inbox

Register now >



14935	edding 5100 Acrylic "Acrylic marker - Medium"Noble Mauve	1
14914	edding 5100 Acrylic "Acrylic marker - Medium"Black	1
14927	edding 5100 Acrylic "Acrylic marker - Medium"Traffic white	1
51163	Hot glue gun, 15-80 Watt	1
18155	VBS Craft glue No. 18228 ml	1
11990	Wooden platine, curvedØ 15 mm, 20 pieces	1
61764202	Styrofoam egg, 2 parts, 30 cm	1
389839	VBS Pompommaker set	1
369831-01	Wool "Lisa"White	1
10491	VBS Craft paint, 50 mlAntique Green	1
560085-80	VBS Craft paint, 50 mlWhite	1
652124-16	VBS Foam rubber, 2 mmRose	1
652131-25	VBS Foam rubber, 3 mm, 40 x 30 cmGrey	1
560085-78	VBS Craft paint, 50 mlGrey	1