

Instructions for a stylish macramé lamp

Instructions No. 1401

Difficulty: Advanced



Working time: 1 hour






The pastel-coloured **lamp** can easily be created by yourself using the **Macramé technique** . Treat yourself to a little knotting fun - the finished knotting object will certainly become a new highlight in your home!








This is how you make connections with the Macramé-technology







So beautiful is Macramé!



front of the inner
of the green thread.
and the inner threads. The







VBS Wooden beads "Color mix", 250 g

8,99 €

(1 kg = 35,96 €)

[Item details](#)

Quantity:

Add to shopping cart



Jute cord "Basic", Creame

4,99 €

(1 m = 0,10 €)

[Item details](#)

Quantity:

Add to shopping cart

